



Manual

12W RGB+CCT LED Lawn Light (2.4G)

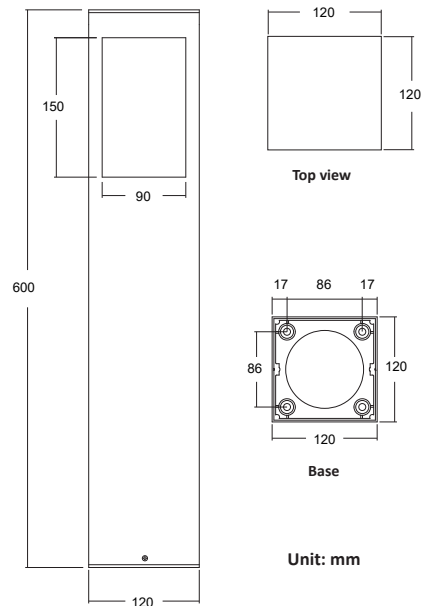
Model No.: LA01

Features

- This product is made by 2.4G wireless transmitting technology with low consumption and strong ability to resist signal loss
- Support 2.4G remote control
- 16 Millions color / Color temperature / Brightness / saturation dimmable
- Support DND mode

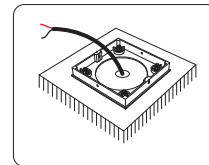
Parameters

Model No.: LA01	Luminous Flux: 500LM
Power: 12W	Luminous Efficiency: 45LM/W
Input Voltage: DC24V	Illumination Distance: 5m
Rated Current: Max 0.5A	2.4G RF Distance: 30m
Color Temp.: 2700K-6500K	Working Temp.: -20~45°C
CRI: >80	
Standby Power Consumption: 0.2W	
Lamp Body Material: Aluminum + PC	

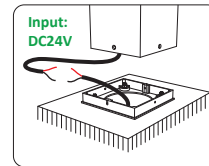


Installation Diagram

- ⚠ 1. Please cut off power before wiring device.
2. Please check the input voltage.



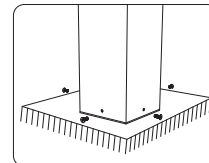
1. Install the base



2. Connect power supply

● Red: V+

● Black: V-

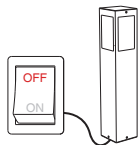


3. Locking screw

2.4G Remote Control

Linking Code

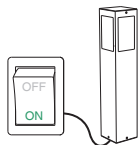
1. Power off



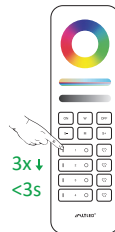
2. Wait for 10 seconds



3. Power on



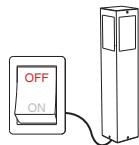
4. Short press "I" 3 times within 3 seconds. Linking code is done if the lights flashes 3 times slowly.



Don't use "Master ON" to link code. You only can link lights into one zone on one remote.

Cleaning Code

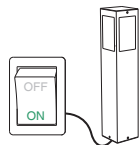
1. Power off



2. Wait for 10 seconds



3. Power on



4. Short press "I" 5 times within 3 seconds. Cleaning code is done if the lights flashes 6 times quickly.



Mini Brightness

1. Long press "OFF" or "O" 6S in any group zones until lighting fixture flashes one time (step out automatically if remote don't be operated within 5S).
2. Short press "OFF" or "O" in group zone to set up 10 kinds of brightness level (1%, 5%, 10%, 15%, 20%, 25%, 30%, 35%, 40%, 50%).



Short press any button except "OFF" to confirm or step out setting, the master "OFF" can set up all features.

ON/OFF Time

The light status changes gradually (factory default time is 0.5s).

1.5s:

Short press "ON" 1 times and short press "OFF" 5 times within 3 seconds, the setting is done once light flashes 2 times slowly.

0.5s:

Short press "OFF" 1 times and short press "ON" 5 times within 3 seconds, the setting is done once light flashes 2 times quickly.

Dynamic Mode List

Attention: brightness, saturation and speed are dimmable

No.	Dynamic mode
1	Automatical color changing
2	RGB gradual changing
3	Color changing randomly
4	Seven color jumping
5	Color jumping randomly
6	Volcano red
7	Forest green
8	Ocean blue
9	Three vcolor jumping and gradual changing

Attention

1. The lighting fixtures will be heating on working, please do not cover the lighting housing.
2. Don't disassemble it if you are not expert.
3. Don't use it in metallic or magnetic area.

Made in China



For more information scan QR code