



AC Triac Dimmer (2.4G+Push)

Model No.: TD01

Warm Tips

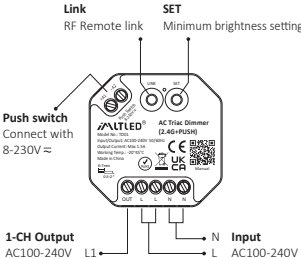
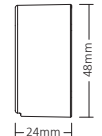

Please read instruction seriously before installation

Features

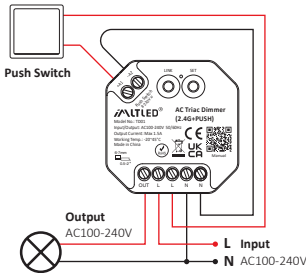
- This product is made by 2.4GHz RF wireless transmitting technology with low consumption and strong ability to resist signal loss.
- Support 2.4G remote control.
- 1-channel output, Max 1.5A.
- Trailing edge phase-cut dimming.
- Supports minimum brightness setting.
- Built-in temperature detection switch.

Parameters

Model No.: TD01
Input / Output: AC100-240V 50/60Hz
Output Current: Max 1.5A
Output Power: 150W@110V, 300W@220V
Control Signal: 2.4G + PUSH
Control Distance: 30m
IP Rate: IP20
Working Temp.: -20~45°C



Connection Diagram

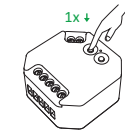


2.4G Remote Control

Linking code (2 different solution)

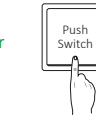
Method 1

Short press "LINK" 1 time, short press "I" on the remote 3 times within 3 seconds.



Method 2

Press "Push switch" and turn on light, short press "I" on the remote 3 times within 3 seconds.

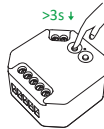


Link is done if the light flashes 3 times slowly.

Cleaning Code (2 different solution)

Method 1

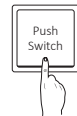
Long press "LINK" 3 seconds, cleaning code is done while indicator flashes 6 times quickly.



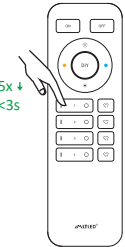
Method 2

Press "Push switch" and turn on light, short press "I" on the remote 5 times within 3 seconds.

Turn on light



Cleaning code is done if the light flashes 6 times quickly.



Mini Brightness

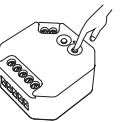
Preventing the light is off or flashing while dimming it to lower brightness.

Method 1

Short press "set" continuously to set up 10 kinds of brightness (1%, 5%, 10%, 15%, 20%, 25%, 30%, 35%, 40%, 50%).

Method 2

1. Long press "OFF" or "O" in group zone 6 seconds until light flashes one time.
2. Short press "OFF" or "O" in group zone to set up 10 kinds of brightness.



ON/OFF Time

The light status changes gradually (factory default time is 1.5s).

1.5s:

Short press "ON" 1 times and short press "OFF" 5 times within 3 seconds, the setting is done once light flashes 2 times slowly.

0.5s:

Short press "OFF" 1 times and short press "ON" 5 times within 3 seconds, the setting is done once light flashes 2 times quickly.

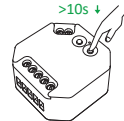
ON/OFF Dimming mode

Shut down dimming mode (activate ON/OFF mode)

Long press "SET" 10 seconds, dimming mode is shut down while indicator flashes 3 times slowly.

Activate dimming mode

Long press "SET" 10 seconds, dimming mode is activated while indicator flashes 3 times quickly.



PUSH Dimming

Short press push switch : Turn on/off light

Long press push switch:

- Stepless dimming brightness
- Long press double times to increase or decrease brightness

⚠ Attention

1. One push switch can connect with various dimmer, please long press push switch 20 seconds to keep all lights in the same brightness.
2. One push switch only connect with 25 dimmers (max)
3. The cable of push switch can not be over 20m

Attention

1. Please cut off power before wiring device.
2. Please check the voltage of power before connecting.
3. Don't disassemble it if you are not expert.
4. Don't use it in metallic or magnetic area.



For more information,
scan QR code

Made in China

